
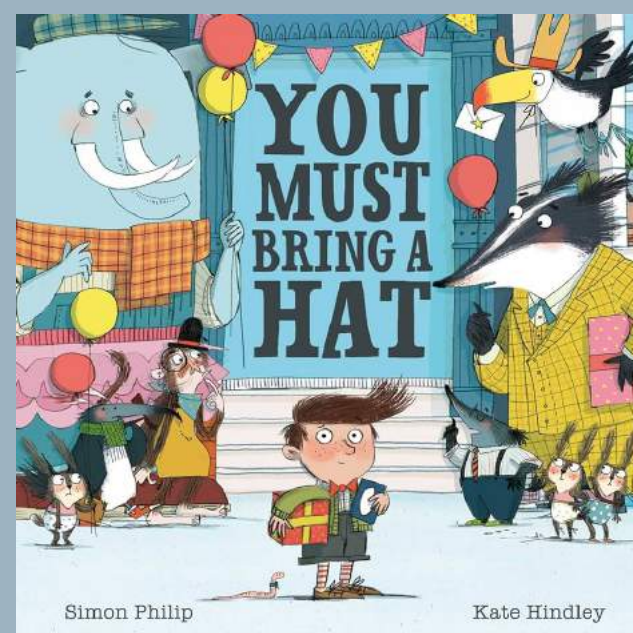



Mapplewell Reading Newsletter – Spring 2




What a busy half term of reading it has been at Mapplewell! There have been so many lovely book-related events happening in school, with lots more to come this half term!

Mrs Eagle's recommended reads!



Currently reading in class:


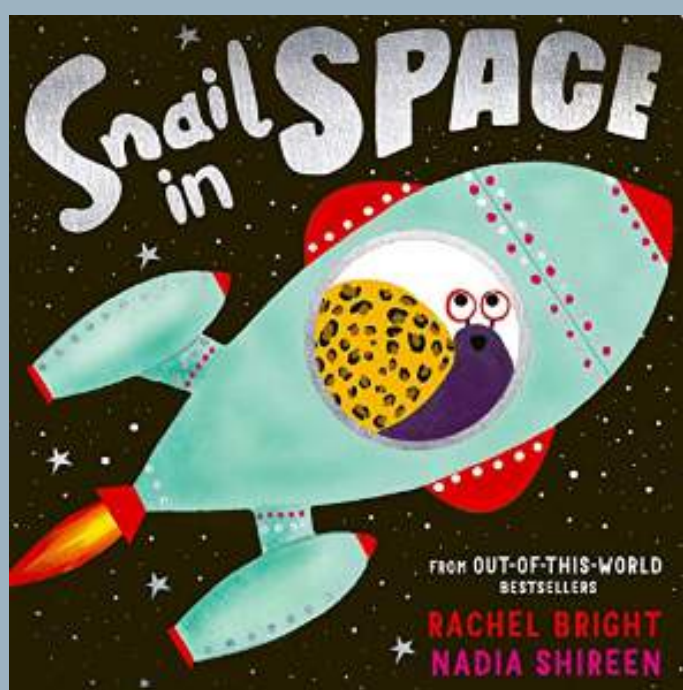


Mrs. Eagle loves sharing these books with her family! If you have read any of the recommendations, let her know if you enjoyed them.


★ Top Tips! ★

A great way to share stories is to visit the local library. You can sign up for free and have the chance to explore so many different books!

KS1 Book Recommendations:



KS2 Book Recommendations:




Don't forget to write a review to have a chance to star in next term's Newsletter!

Challenge Time!

On Thursday 7th March it is World Book Day!

We are setting you a challenge to read for at least 5 minutes every day, that includes adults as well!

Scroll down and have a go at making the clock to record how much you are reading each day.

Don't forget to share on twitter and tag us in. 

Remember to read 4 times a week so your class has a chance of winning the movie afternoon!



#mpsreading



Polite Notice

If you have any school books at home, please could you fetch them into school so everyone can have a chance to read them!

Thank you!

World Book Day!

On Thursday 7th March, Mapplewell are celebrating World Book Day.

You could come dressed as your favourite character from a book or something comfy you enjoy reading in.

In your classes we will be doing lots of reading activities. We can't wait to celebrate our love for reading!

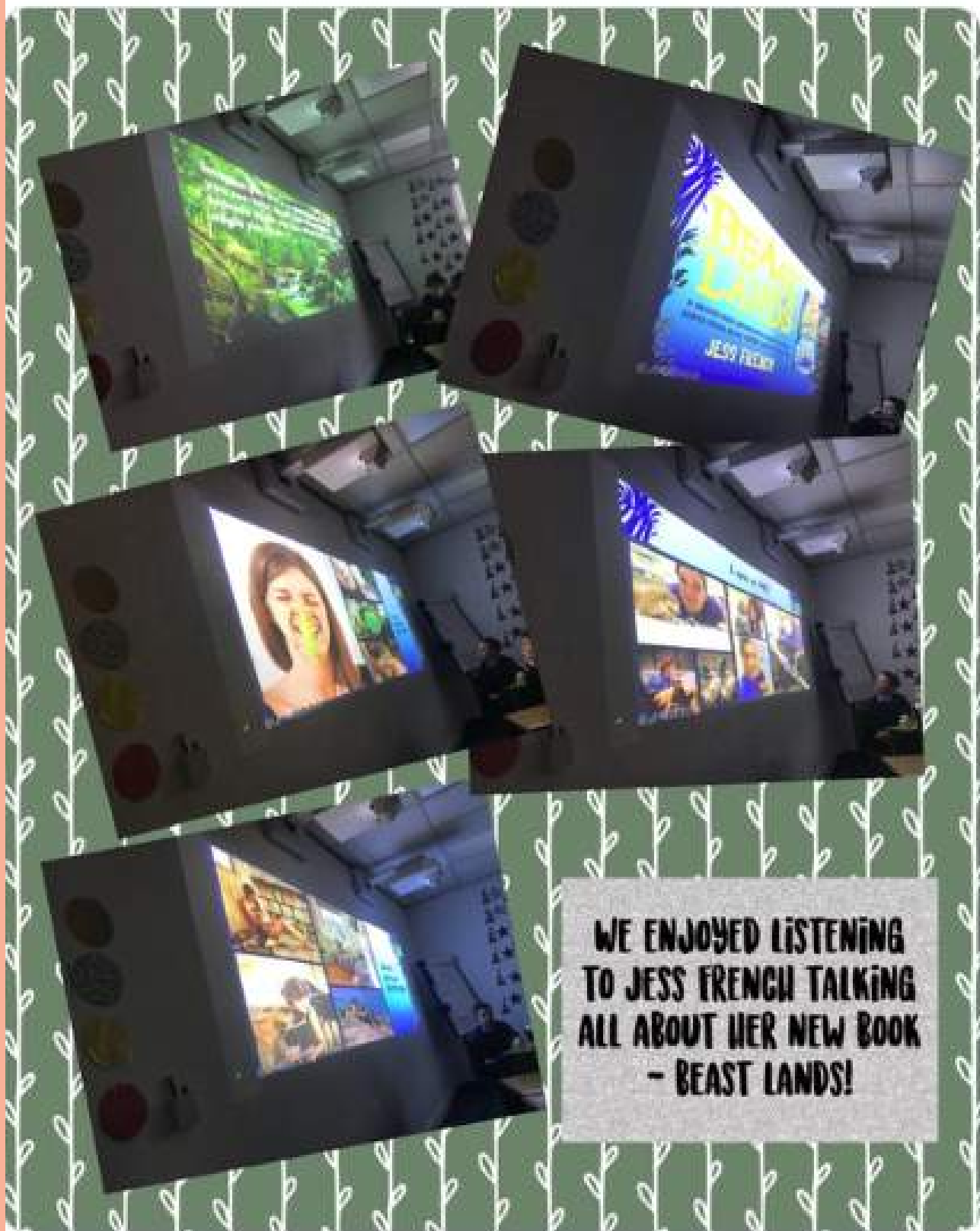
Author Events!

9 **MPSClass9**
@MPSClass9

We have had a brilliant morning listening to Jess French talking all about her brand new book - Beast Lands! Thank you @read_holmfirth we really enjoyed it!

Beast Lands is available to buy through the school office! 🍌

#mpsreading #mpslira



MapplewellPSRec @MapplewellPSRec · Jan 30

Thank you to @RBrightBooks for the author workshop. We loved drawing Gail the Snail #mpsliteracy



Class7 @MPSClass7 · Feb 1

Had a brilliant morning taking part in our author event with Bex Hogan! Thank you so much!



Last half term we had the brilliant opportunity to take part in virtual author events. Keep an eye out on the calendar for more upcoming events!

Mapplewell Primary School are celebrating World Book Day on Thursday 7th March!



When:

Thursday 7th March 2024

Where:

Mapplewell Primary School

How we're celebrating:

Come dressed up as a character
from a book or something comfy
that you like to read in.

Contact info:

See office.



Illustration by Book Design, from Designart.com

Changing lives through a love of books and reading

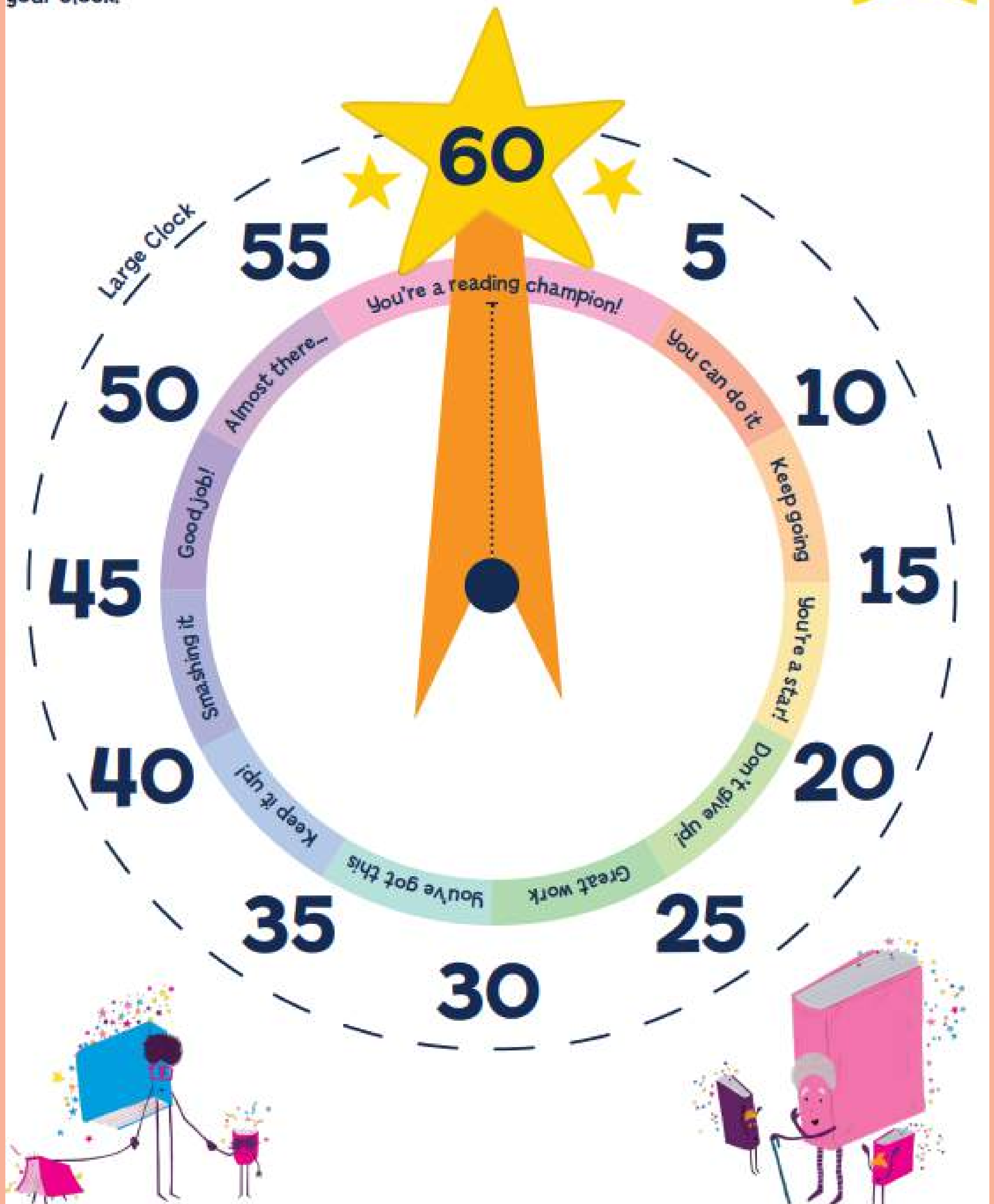
© 2024 National Book Tokens. All rights reserved. National Book Tokens is a registered trademark of National Book Tokens Limited. All other trademarks are the property of their respective owners.



Time to read! - Page 1

WORLD
BOOK
DAY

Make 5 minutes of reading time every day and use the clock below to track your reading time across the week! Check out Page 2 for instructions on how to build your clock.

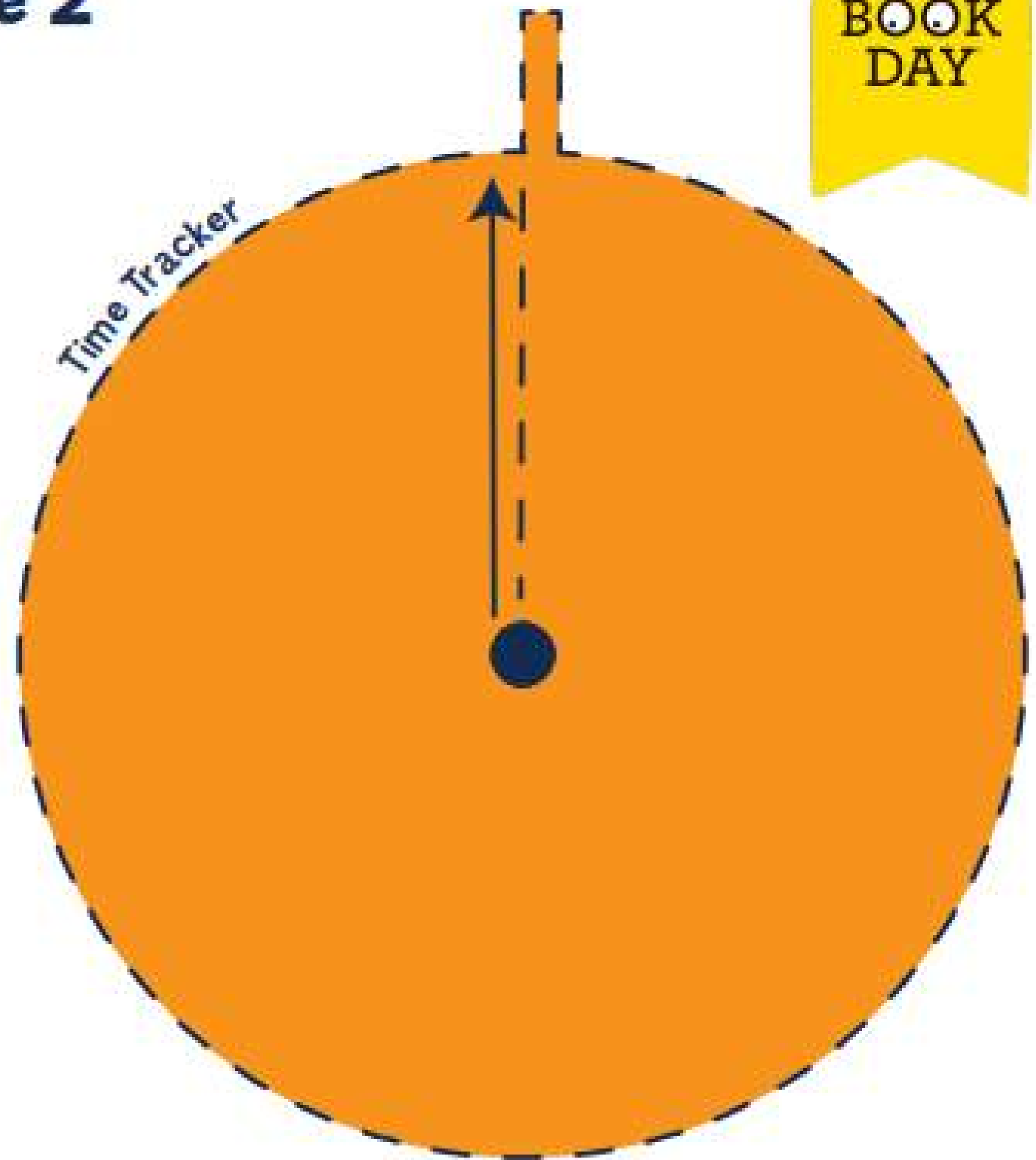


Time to read! - Page 2

WORLD
BOOK
DAY

How to make your clock:

1. Print both pages out on paper or card.
2. Cut out your clock and time tracker by cutting along all dashed lines.
3. On the large clock, cut a slit down the centre dotted line from the top of the blue circle to the end of the dotted line - an adult could do this with a craft knife!
4. On the time tracker, cut along the centre dashed line from the edge, at the side of your tab, to the top of the blue circle to make a slit.
5. Poke a small hole through the blue circle on both clock pieces.
6. Place the time tracker behind the large clock and attach them together with a split pin.
7. Feed the left side of the time tracker through the slit in the large clock so that the arrow can be pulled around clockwise.
8. Pull the time tracker around the clock every time you read, keeping track of how many minutes of reading you've done across the week!
9. At the end of the week, pull the time tracker back around to the start and keep track again!



Keep track of your time!

Why not use the boxes below to keep a record of how much you've read each week and try to improve on your time the next week?
Write in pencil to re-use your record table!

Week:

..... mins

Week:

..... mins

Week:

..... mins

Week:

..... mins

Week:

..... mins

Week:

..... mins

Week:

..... mins

Week:

..... mins

Week:

..... mins